



Trace Elements Analysis of Sediment in Dokhtawaddy River from Mandalay Region*

Aye Aye Myint¹, Aye Than Kyae²

¹Dr, Associate Professor, Department of Physics, Kyaukse University, Myanmar, ²Dr, Associate Professor, Department of Physics, Shwebo University, Myanmar

Email: yiyimyint.ydp@gmail.com

ABSTRACT

In this paper, Dokhtawaddy River Sediments samples 1(RS-1), River Sediments sample 2(RS-2), River Sediments sample 3 (RS-3) and River Sediments sample 4 (RS-4) were collected from Mandalay region and analyzed to determine the elemental concentration by using Energy dispersive x-rays fluorescence (EDXRF) analysis. It was found that there are 14 element oxides such as Al_2O_3 , SiO_2 , Fe_2O_3 , SO_3 , K_2O , CaO , TiO_2 , Cr_2O_3 , MnO , Fe_2O_3 , CuO , ZnO , SrO , ZrO_2 in the three River Sediment samples, The value of pH and conductivity were also measured. These result values were compared and discussed.

Keywords : EDXRF(Energy Dispersive X-Ray Fluorescence), pH, conductivity

1 INTRODUCTION

Sediment is a naturally occurring material that is broken down by processes of weathering and erosion, and is subsequently transported by the action of wind, water, or ice, or by the force of gravity action on the particles. Sediments are most often transported by water (fluvial processes), but also wind (Aeolian processes) and glaciers. Beach sands and river channel deposits are examples of fluvial transport and deposition, though sediment also often settles out of slow-moving or standing water in lakes and oceans.

Rivers draining densely populated and industrialized areas carry huge loads of heavy metals fixed to their suspended matter.

The behavior of these heavy metals in the transition from fresh water to sea water is not well understood. In the euphotic zone of the marine environment, the photosynthetic planktonic population comes into contact with some part of these solids, the composition of which again is not well yet worldwide basis.

Eventually, these inorganic solids together with a proportion of the biomass settle out and are incorporated in to marine sediments. Investigations of sediments in estuaries and rivers have been stepped up in recent years in order to study mobilization and mixing effects and to trace down the extent and distribution of heavy metal contamination.

Both with respect to environmental and geochemical problems, the suspended phase are a very important component of estuaries and oceans. Heavy metals, which are often concentrated in the particulate phase, belong doubtlessly to the most toxic pollutants in the environment. Aquatic ecosystems are affected by several health stressors that significantly deplete biodiver-

sity. In the future, the loss of biodiversity and its effects are predicted to be greater for aquatic ecosystems than for terrestrial ecosystems. Sediments form a natural buffer and filter system in the material cycles of water. Sediment in our rivers is an important habitat as well as a main nutrient source for aquatic organisms. Sediment strata serve as an important habitat for the benthic macro invertebrates whose metabolic activities contribute to aquatic productivity.

Sediment is also the major site for organic matter decomposition which is largely carried out by bacteria. Important macro-nutrients are continuously being interchanged between sediments and overlying water. Furthermore, sediment has an impact on ecological quality, because of their quality, or their quantity, or both. It is observed that continuous accumulation of pollutants due to biological and geochemical mechanisms, and cause toxic effect on sediment dwelling organisms and fish, resulting in decrease survival, reduced growth, or impaired reproduction and lowered species diversity. Alkalinity may be caused by dissolved strong bases such as sodium hydroxide or potassium hydroxide (and other hydroxide containing compounds), and it may also be caused by dissolved carbonates, bicarbonates, borates and phosphates.

2 MATERIALS AND METHODS

Dokhtawaddy River Sediment samples: River Sediment sample 1 (RS-1), River Sediment sample 2 (RS-2), River Sediment sample 3 (RS-3) and River Sediment sample 4 (RS-4) were collected from Mandalay region area. River Sediment sample 1 and sample 2 were collected from near the Shwesaryan pagoda, Patheingyi Township in Mandalay region. River Sediment sample 3 and River Sediment sample 4 were collected from away from the Myitnge Bridge, Amarapura Township in Mandalay region.

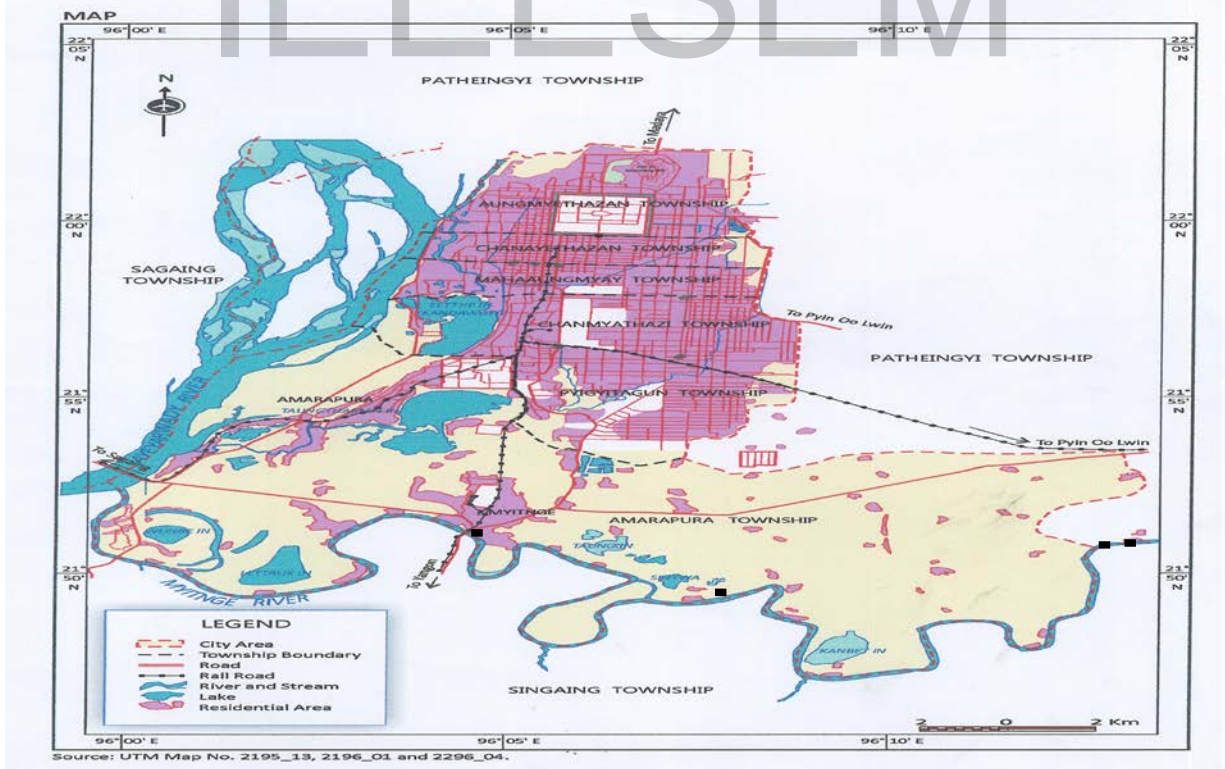


Figure (1) The Map of Samples Location

Each River Sediment samples were prepared for energy dispersive X-rays fluorescence (EDXRF) analysis. The X-ray Fluorescence analysis system consist of Si (Li) detector with personal computer and X-rays analysis software and also used preamplifier and amplifier are used in experimental measurement. The value of pH and Conductivity were determined using pH meter and conductivity meter (Ecoscan Con 5) at Department of Chemistry, University of Mandalay.

3 RESULTS AND DISCUSSION

The concentrations of the elements of the Sediment samples were determined by EDXRF technique. The results were shown in Tables(1-4) and Figures(2-9).

Table(1) The Element Oxides Present in Two Kinds of Samples(Patheingyi)

No	Elements Oxide	Concentration (%)			
		RS-1 (Sample 1)	RS-2 (Sample 2)	RS-3 (Sample 3)	RS-4 (Sample 4)
1	SiO ₂	71.998	70.124	58.247	47.533
2	Al ₂ O ₃	12.123	15.800	27.11	22.38
3	Fe ₂ O ₃	3.112	3.842	6.198	6.125
4	K ₂ O	1.749	1.823	1.786	1.991
5	CaO	1.118	1.504	0.818	1.422
6	SO ₃	0.545	0.719	0.592	0.651
7	TiO ₂	0.784	0.832	0.703	0.567
8	Cr ₂ O ₃	0.054	0.063	0.059	0.047
9	MnO	0.041	0.064	0.190	0.136
10	NiO	ND	0.028	0.039	ND
11	SrO	0.019	0.027	0.011	ND
12	CuO	0.019	0.009	0.005	0.002
13	ZnO	0.006	0.004	ND	ND

ND = not detected

Table (2) Amount of Trace Element Oxides in Samples (Patheingyi)

No	Elements Oxide	Concentration (%)			
		RS-1 (Sample 1)	RS-2 (Sample 2)	RS-3 (Sample 3)	RS-4 (Sample 4)
1	Cr ₂ O ₃	0.054	0.063	0.059	0.047
2	MnO	0.041	0.064	0.190	0.135
3	NiO	ND	0.028	0.039	ND
4	SrO	0.019	0.027	0.011	0.019
5	CuO	0.019	0.009	0.005	0.017
6	ZnO	0.006	0.004	ND	ND

ND = not detected

Table (3) Amount of Trace Toxic Element Oxides in Samples (Patheingyi)

No	Element Oxide	The amount determined (%)			
		(RS-1)	(RS-2)	(RS-3)	(RS-4)
1	CuO	0.019	0.009	0.005	0.002
2	NiO	ND	0.028	0.039	ND
3	ZnO	0.006	0.004	ND	ND

Table (4) The Conductivity and pH Values of Four Different Samples

No	Samples code name	Conductivity ($\mu\text{S}/\text{cm}$)	pH value
1	RS-1	72.9	8.9
2	RS-2	78.7	8.8
3	RS-3	82.5	8.4
4	RS-4	72.9	8.0

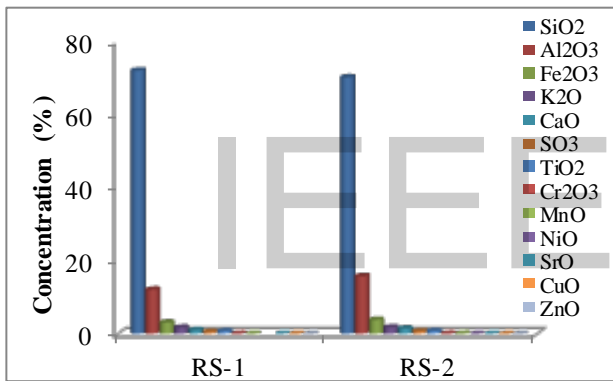


Figure (2) Concentration of Element Oxides in Samples (Patheingyi)

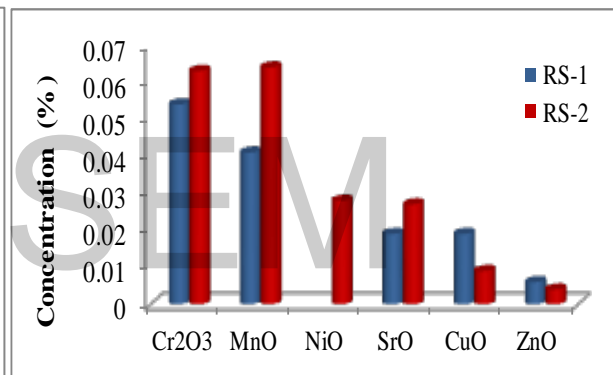


Figure (3) Concentration of Trace Element Oxides in Samples (Patheingyi)

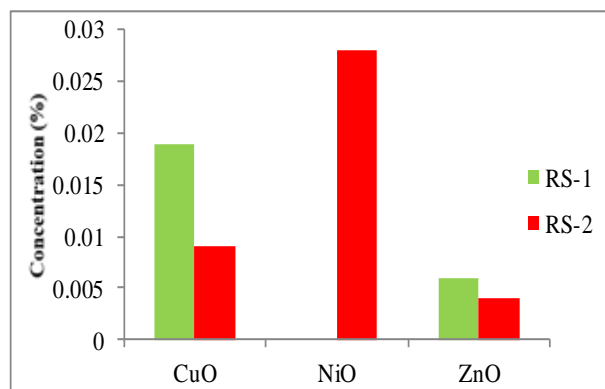


Figure (4) Concentration of Trace Toxic Element Oxides in Samples(Patheingyi)

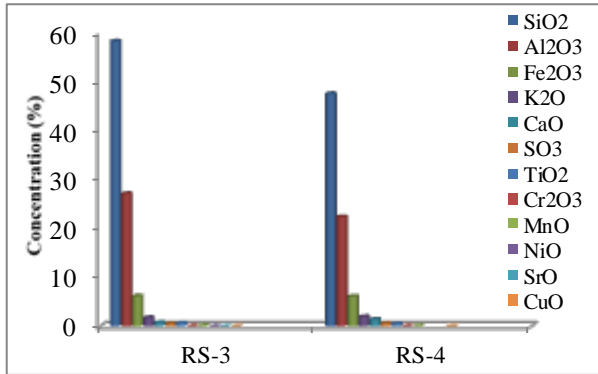


Figure (5) Concentration of Element Oxides in Samples (Amarapura)

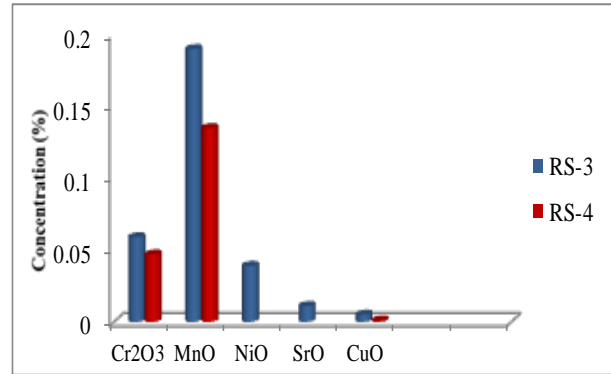


Figure (6) Concentration of Trace Element Oxides in Samples (Amarapura)

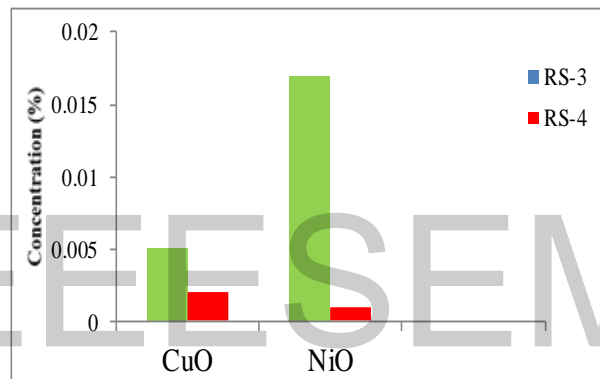


Figure (7) Concentration of Toxic Element Oxides in Samples (Amarapura)

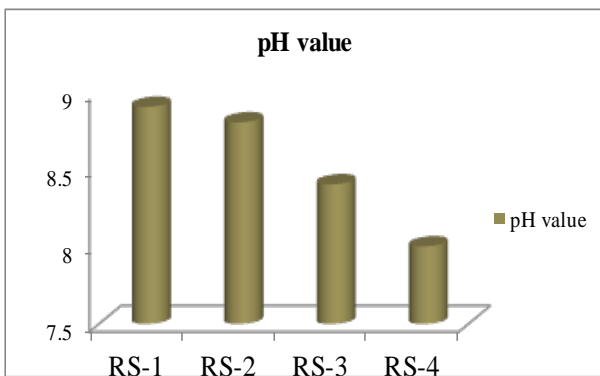


Figure (8) The pH Values of Different River Sediment Samples

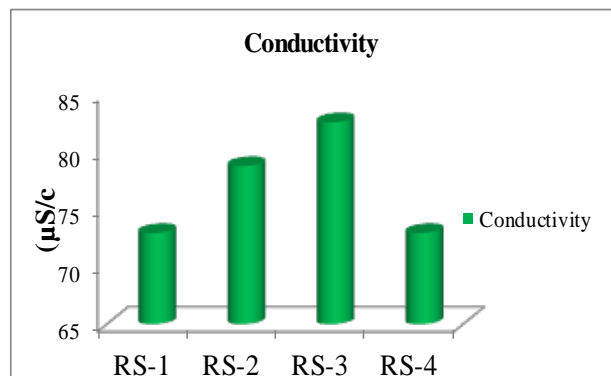


Figure (9) The Conductivity of Different River Sediment Samples

Dokhtawaddy River Sediment samples: River Sediment sample 1 (RS-1), River Sediment sample 2 (RS-2), River Sediment sample 3 (RS-3) and River Sediment sample 4 (RS-4), were collected from Mandalay region area.

The elements that contain in four kinds of samples of (Patheingyi and Amarapura) were analyzed by using Energy Dispersive X-Ray Fluorescence (EDXRF) method. Most elements can exist as element oxides in sediment. Among the elements having atomic number 11 to 92, it was found that there are 13 element oxides such as Al_2O_3 , SiO_2 , SO_3 , K_2O , CaO , TiO_2 , Cr_2O_3 , MnO , Fe_2O_3 , NiO , CuO , ZnO , SrO , in the River Sediment sample 2 (RS-1). However, River Sediment sample 1 (RS-1) contains 12 element oxides that are found in RS-1. NiO is not found in RS-1. The element oxides present in the samples were described in Table (1) as the order of high to low concentration.

Twelve element oxides such as Al_2O_3 , SiO_2 , SO_3 , K_2O , CaO , TiO_2 , Cr_2O_3 , MnO , Fe_2O_3 , NiO , CuO and SrO , are found in the River Sediment sample 3 (RS-3). However, River Sediment sample 3 (RS-3) contains 12 element oxides that are found in RS-3, NiO and SrO are not found in RS 4. The element oxides present in the samples were described in Table (1) as the order of high to low concentration.

From the comparison of the data, it is interestingly found that the amount of silica in RS-1 and RS-2(Patheingyi) were higher than that of RS-3 and RS-4 (Amarapura). However, the amount of alumina in RS-1 and RS-2(Patheingyi) were lower than that of RS-3 and RS-4 (Amarapura).

Trace element oxides present in samples RS-1, RS-2 of Pyin Oo Lwin were also determined. It was found that Cr_2O_3 , SrO , CuO , MnO , NiO and ZnO were present in the samples and described in Table (2) and Figure (3).

Trace element oxides present in samples RS-3, RS-4 of Myit nge Cr_2O_3 , SrO , CuO , MnO and NiO were also determined and it was found that were present in the samples and described in Table (2) and Figure (6).

From the comparison of the data, the amount of MnO in RS-1 and RS-2(Patheingyi) were lower than that of RS-3 and RS-4 (Amarapura). However, ZnO was not detected in RS-3 and RS-4 (Amarapura).

Some trace toxic element oxides present in samples RS-1, RS-2 of Pyin Oo Lwin were also determined and it was found that CuO , NiO and ZnO were present in the samples and described in Table (3) and Figure (4).

Some trace toxic element oxides present in samples RS-3 of Myit nge were also determined and it was found that CuO and NiO . River Sediment sample 4 (RS-4) contains only toxic element oxide of CuO , However NiO and ZnO are not found in RS 4, described in Table (6) and Figure (7).

From the comparison of the data, the amount of CuO in RS-1 and RS-2(Patheingyi) were higher than that of RS-3 and RS-4 (Amarapura).

The pH values of Dokhtawaddy River Sediment samples are shown in Table (4). The pH values of River Sediment sample 1 (RS-1), River Sediment sample 2 (RS-2), River Sediment sample 3 (RS-3) and River Sediment sample 4 (RS-4) are found to be 8.9, 8.8, 8.4 and 8.0 respectively. RS-4 show the lowest value of pH (8.0). River Sediment sample 1 (RS-1) has the highest value of pH (8.9). All sediment samples were found to be alkaline.

The Conductivity of Dokhtawaddy River Sediment samples are presented in Table (7). Conductivity values range from 72.9-82.5 $\mu\text{S}/\text{cm}$. Dokhtawaddy River Sediment sample 1 (RS-1) and (RS-4) have lowest conductivity value (72.9 $\mu\text{S}/\text{cm}$). The Dotetawady River Sediment sample 3(RS-3) has highest conductivity value (84.5 $\mu\text{S}/\text{cm}$).

From the comparative study of trace elements of sediment samples of Dokhtawaddy River from different townships such as Patheingyi and Amarapura, the major element oxide are

silica and alumina but the amounts are different. Moreover, the amount of MnO and CuO in the samples of Patheingyi were found to be higher than that of the samples of Amarapura. ZnO was not detected in the samples of Amarapura.

4 CONCLUSION

In this paper, the quantitative data are measured by the EDX-7000 software, which is used in the calibration system with the internal standards. These data obtained in the samples were not considered on the organic compounds.

Four Dokhtawaddy River Sediment samples (RS-1, RS-2, RS-3 and RS-4) were chosen for the study from Mandalay region area.

RS-2 sample contains thirteen element oxides such as Al_2O_3 , SiO_2 , SO_3 , K_2O , CaO , TiO_2 , Cr_2O_3 , MnO , Fe_2O_3 , NiO , CuO , ZnO , SrO . RS-1 sample contains twelve element oxides (except NiO). RS-3 sample contains twelve element oxides (except ZnO). RS-4 sample contains ten element oxides (except NiO , SrO and ZnO). The elements found in four Dokhtawaddy River Sediment samples are very valuable macro and micro elements for plant growth.

One of the plants' nutrient, potassium (K) in four sediment samples are 1.749%, 1.823%, 1.786% and 1.991%. This means that the selected sediment samples can supply potassium nutrient to the plants. Among the four samples, RS-4 can support more potassium than that of others.

For agriculture, maximum permissible value of soil pH is 7.5-8.5. The pH values of four Dokhtawaddy River Sediment samples are found to be 8.0-8.9.

For agriculture, the suitable conductivity is 100 $\mu S/cm$. Conductivity values of Dokhtawaddy River Sediment samples are found to be 72.9-82.5 $\mu S/cm$. Therefore, conductivity values of four sediments samples fall in suitable conductivity value.

In Patheingyi, for toxic elements, the amounts of copper and zinc of River Sediment sample RS-1 are higher than that of River Sediment sample RS-2. Then Nickel was detected in River Sediment sample RS-2, but nickel was not found in River Sediment sample RS-1.

In Amarapura, for toxic elements, nickel and zinc does not found in River Sediment sample RS-4 but nickel was detected in River Sediment sample RS-3. Copper contents of River Sediment sample RS-3 is higher than that of River Sediment sample RS-4. From the above data, Patheingyi samples (RS-1, RS-2) contain more toxic elements than Myit nge samples (RS-3, RS-4).

From the point of view of elemental concentration, pH and conductivity, the four selected Dokhtawaddy River Sediment samples are found to be used for the suitable to grow agriculture purpose.

Among these four Dokhtawaddy River Sediment samples, the quality of Dokhtawaddy River Sediments sample 4 (RS-4) is better than others.

ACKNOWLEDGEMENT

I would like to express my special thanks to Dr Aung Khin Myint, Rector, Kyaukse University to allow to present this research. My sincere thanks are due to Dr Cherry Than, Professor and Head, Department of Physics, Kyaukse University for her kind encouragements throughout the research.

REFERENCES

- [1] Agarwal, B. K., X-ray Spectroscopy: An Introduction (Heidelberg: Springer-Verlag, (1979).
- [2] Biddle, M. B. *et al.*, Nuclear Instrument and Methods in Physics Research, B 251 (2012) 117.
- [3] Campbell, I. *et al.*, The Use of EDXRF for Pharmaceutical Material Elemental Analysis, American Pharmaceutical review, (2012).
- [4] Shimadzu 2002 User Manual of Shimadzu EDX-700 X-ray Spectrometer Universities` Research Centre, Yangon University

IEEESEM